

# Strata

AVANT GARDE

Price **Module 3**

**Frontal:** Solid wood frame and veneered centre panel (horizontal grain). On primed finish only – solid wood/MDF frame and MDF centre panel. **Standard Drawer:** 500mm Silver powder coated drawer sides with full extension runners and Mfc base/back.

| Price | Door Colour/Ref                  | Carcase Options-Mfc | Suggested Plinth Style (Charged separately) | Handle Options         | Handle Centre | Handle Alignment On Hinged Door | Jig Ref. |
|-------|----------------------------------|---------------------|---|------------------------|---------------|---------------------------------|----------|
| 3     | Light Oak (114)                  | Light Oak (4)       | Light Oak Veneer (14)                       | 205 Square Pewter Knob | 16            | V (centred)                     | AAE      |
|       | Maple (147)                      | Maple (35)          | Maple Veneer (49)                           | 300 S/Steel Effect Bar | 128           | H (centred)                     | DCC      |
|       | Wild Cherry # (501)              | Milano Cherry (109) | Wild Cherry Veneer (53)                     | 403 Arched D           | 128           | H (centred)                     | DCC      |
|       | Black Walnut (136)               | Planked Walnut (36) | Black Walnut Veneer (54)                    | 408 Engraved D         | 128           | H (centred)                     | DCC      |
|       | Primed (84) for on site painting | Maple (35)          | Primed (84)                                 | 453 Wedged Arch D      | 128           | H (centred)                     | DCC      |
|       |                                  |                     |   | 471 Allen Key D        | 128           | H (centred)                     | DCC      |

## Carcase Option

- A. We strongly recommend that exposed end panels are specified as integral veneer style. These should be specified as an extra charge (Refer Section 7).
- # Wild Cherry contains a variety of markings which include clusters of pin knots, and very small dark streaks of gum set. It is also accepted that sap is not a defect (NHLA grading rules). The photosensitivity of this species will darken the timber quite rapidly within the 3-6 month period after production.



Light Oak 114



Maple 147



Wild Cherry 501



Black Walnut 136



Primed (white) for painting.



Glass Door.  
Light Oak, Maple, Wild Cherry, Black Walnut, Primed, Estrada Glass.

**Suggested Handle Choice**

**Important** – The following handle choices do not fit onto drawer front widths 300mm or below – 203 Stainless Steel D, 205 Pyramid D, 433 Convex D, 435 Tab Pull, 320 Twisted Cloverleaf D, 472 Splayed D, 478 Flat Pewter Grip, 479 Chicane D\* (max. internal available size = 185mm). \*NOTE: 64mm hole centre version available for this application upon special request only.



Square Pewter Knob. 205



S/Steel Effect Bar. 300



Arched D. 403



Engraved D. 408



Wedged Arch D. 453

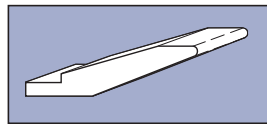


Allen Key D. 471

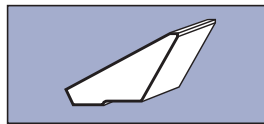
**Planning Note:** Due to central handle position on all doors and drawers, please ensure that adequate planning space is allowed at the end runs to permit hinge opening to 100° minimum. Premium Handles are available (see Section 0.42 and Section 8) and should be specified on order (extra charges apply per handle). Alternative standard handles are available. Please refer to Range/Standard handle availability chart (see Section 0.43 and Section 8).

**Cornice**

| Model/Description                               | Colour (Ref.)  |
|---|--|
| MLD090 Veneer Cornice                           | Light Oak (14), Maple (49), Wild Cherry (53), Black Walnut (54), Primed (84) |
| MLD115 Solid Cornice                            | Light Oak (14), Maple (49), Wild Cherry (53), Black Walnut (54), Primed (84) |
| *Alternative styles available (refer Section 6) |  |



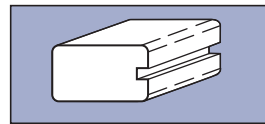
MLD 090



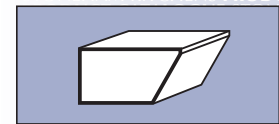
MLD 115

**Pelmet Trim**

| Model/Description                               | Colour (Ref.)  |
|---|--|
| MLD105 Veneer Pelmet Trim                       | Light Oak (14), Maple (49), Wild Cherry (53), Black Walnut (54), Primed (84) |
| MLD116 Solid Pelmet                             | Light Oak (14), Maple (49), Wild Cherry (53), Black Walnut (54), Primed (84) |
| *Alternative styles available (refer Section 6) |  |



MLD 105



MLD 116